

On the Lookout for Letters!

Promoting Letter Recognition

Lucky for us, letters are everywhere! It can be fun to point out letters on signs, license plates and in books. Children can become excellent “spotters” when given a challenge. There are lots of ways to connect children to letters. Try these:


- **Start with the letters** in your child’s name. What else starts with “M”?
- **Make or buy a collection** of alphabet letters (the dollar stores often have some). Carry them with you in the car or your bag. Pull one out at random. Ask your child to name the letter. (If they get it right, praise them. If they don’t, say, “Good guess. Actually, it’s a __”). Invite your child to look around and see if they can find any signs that have that letter on them.
- **Have a letter of the day.** See how many “M”s you can find in one day. Keep a chart to see what letters were easiest to spot.
- **Hop to it!** On a cheap vinyl tablecloth, write all 26 letters out of order. Have your child select a letter from a bag, name it, then hop to the letter on the mat. If they don’t know it, tell them and let them hop anyway. How many did your child know?
- **Do a letter sort.** Which letters have straight lines? Which ones have curves?




Raising Readers’ 9-month selection for 2014

**raising
readers**

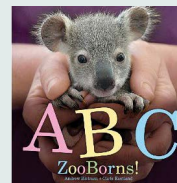
Your child might also enjoy...



The Egg
by Dick Bruna



**Tomie De Paola's
Mother Goose**



ABC Zoo Borns
by Andrew Blieman



Let's Look: Farm
by DK Publishing