




**The Maine Family Literacy Initiative and Raising Readers
are pleased to present “Literacy Explorer Kits”.**

Each Literacy Explorer Kit provides theme activities for the 2010 Raising Readers Collection, and the kits include the following:

- General Reading Tips and Developmental Information for the different age groups.
- A Playgroup Map that contains: discussion activities, literacy extensions, craft and snack ideas, and parent education tips. Some include science and math ideas that relate to the book.
- Parent and Child Together Time Idea Sheets that assist parents in extending the learning from the playgroup. The PACT sheet provides simple ideas for families to do together around the book, such as craft ideas and songs to sing together.
- An Explorer Bag Information Sheet lists items that can be placed in a take home “Explorer Bag” for families.
- A Journal Sheet for the parent. They can reflect on the activities they did with their child. A portion of the journal sheet is for the Family Literacy Provider to “write back” to the parent.
- Reference and Resource List

Family Literacy Providers can determine which activities will work best with their families. *All activities should be supervised by a parent or caregiver.* Most Playgroup Maps have activities for more than one playgroup. Each Playgroup Map has activities that match the Age Milestone listed by the book on the Raising Readers’ Book List. Groups Newborn through 18 Months also have ideas for the general preschool age.

Happy Reading and Playing!



BOOK LIST 2010

Celebrating 10 years and almost 1.5 million books given to children in Maine.
For more information call 1-800-397-3263 or visit www.raisingreaders.org

Newborn



*Read To Your Bunny
Very First Library*
by Rosemary Wells



Baby's World?
DK Publishing
A Red Train
Boxcar Books



2 months



*Little Scholastic
Colors*
Scholastic Inc

4 months



Baby Faces
by Margaret Miller

6 months



*Rainbow Colors
Peekaboo!*
DK Publishing

9 months



Peek-a-Boo WHO?
by Simms Taback

12 months



Walk with Me!
by Stella Blackstone

15 months



*If You're Happy
and You Know It!*
by Jane Cabrera

18 months



Two at the Zoo
by Danna Smith

2 years



Little Blue Truck
by Alice Schertle

3 years



Bob
by Tracey Campbell Pearson

4 years



A Visitor for Bear
by Bonny Becker

5 years




*Books From Maine:
A Raising Readers
Collection*



***Miss Rumphius* by Barbara Cooney**


This kit includes the following:



General Reading Tips & Developmental Information
(Place a copy in "Explorer Bags")



Playgroup Map - Theme Related Activities



Parent and Child Together Time Ideas
(Place a copy in "Explorer Bags" with needed supplies)



Explorer Bag Information Sheet
(Place a copy in "Explorer Bags")



General Reading Tips & Developmental Information

General Reading Tips:

- ✓ Find a time to read every day. Bedtime is a great time to read - it will help your child relax before bed.
- ✓ Cuddle Up! This is the time to get cozy.
- ✓ Be Silly! Be Funny! Use Sound Effects!
- ✓ Read it - Again and Again and Again...Children love to read the same book more than once.
- ✓ Follow your child's lead; let him/her set the pace.
- ✓ Talk about what you read: What do you think will happen next? What would you have done if you were that character?

For your Five Year Old:

- ✓ Help your child build vocabulary Have your child use his/her imagination to make up and tell you stories. Ask questions to help him/her expand the stories.
- ✓ Pause when you are reading to talk about the book.
- ✓ Focus on familiar patterns in words, like, hat, pat, cat
- ✓ Praise and support your child's response, "That's right. The puppy looks sad."

Developmental Milestones You May Notice:

- ✓ Hops, somersaults, swings, may be able to skip
- ✓ Can count ten or more objects and correctly names four colors. Prints some letters
- ✓ Recalls parts of a story, tells longer stories
- ✓ Copies triangle and other geometric patterns
- ✓ Likes to sing, dance, and act
- ✓ Sometimes demanding, sometimes eagerly cooperative



Playgroup Map

Miss Rumphius by Barbara Cooney

<p>Read the Book:</p>	<ul style="list-style-type: none"> • Miss Rumphius is a favorite Maine book, and Barbara Cooney has an interesting connection to Maine. Read her story on Page 122 of <i>Books from Maine A Raising Readers Collection</i>. • In this story, Alice as a little girl wants to go “to faraway places, and when I grow old, I too live beside the sea.” • Ask the children, where they would like to go someday. Talk with families about the importance of talking about dreams and goals (see Parent Education section) 																					
<p>Literacy Extensions:</p>	<ul style="list-style-type: none"> • Create a Passport! <ul style="list-style-type: none"> ○ Take blue construction paper, cut it to the size of a Passport. Staple folded paper inside to make a booklet. Have children decorate the front of the passport. ○ You may place their picture inside or have them make their own self portrait. ○ Use their Passport as they “travel” to different places. (Other rooms in the childcare center, the library, home, field trips, etc.) ○ You may also use their Passports to list books they read. “Stamp” their passports for each book they read. • Time to Travel! <ul style="list-style-type: none"> ○ Have a multi-cultural celebration. Choose different countries to celebrate. Determine if you want to extend this over a few playgroups. If yes, choose one country for one playgroup. Be creative with the theme around, dress, food, activities, music, etc. • For a simple travel activity, say hello in different languages. <table border="1" data-bbox="537 1266 1547 1533"> <thead> <tr> <th>Country</th> <th>Hello</th> <th>Pronounced</th> </tr> </thead> <tbody> <tr> <td>Spain</td> <td>Hola</td> <td>“Oh, la”</td> </tr> <tr> <td>France</td> <td>Bonjour</td> <td>“Bohn-zhoor”</td> </tr> <tr> <td>Italy</td> <td>Ciao</td> <td>“Chow”</td> </tr> <tr> <td>China</td> <td>Ni hao</td> <td>“Nee how”</td> </tr> <tr> <td>Korea</td> <td>Annyong</td> <td>“Ahn-yohng”</td> </tr> <tr> <td>Hawaii (state)</td> <td>Aloha</td> <td>“A low ha”</td> </tr> </tbody> </table> <ul style="list-style-type: none"> ○ To incorporate the “Passports”, set up language “stations”. Each time a child visits a language station and learns how to say hello in a different language, their passport is stamped. • Sing “Round the World with Ways to Say Hello” by Hap Palmer (song sheet in PACT section) 	Country	Hello	Pronounced	Spain	Hola	“Oh, la”	France	Bonjour	“Bohn-zhoor”	Italy	Ciao	“Chow”	China	Ni hao	“Nee how”	Korea	Annyong	“Ahn-yohng”	Hawaii (state)	Aloha	“A low ha”
Country	Hello	Pronounced																				
Spain	Hola	“Oh, la”																				
France	Bonjour	“Bohn-zhoor”																				
Italy	Ciao	“Chow”																				
China	Ni hao	“Nee how”																				
Korea	Annyong	“Ahn-yohng”																				
Hawaii (state)	Aloha	“A low ha”																				

<p>Science:</p>	<ul style="list-style-type: none"> • There is an important statement in Miss Rumphius, “You must do something to make the world more beautiful.” Depending on your families, allowable time, and space, you may want to explore how to make and keep the world beautiful. Some simple ideas are: <ul style="list-style-type: none"> ○ Conversations about recycling and conservation. For example, discuss where paper comes from. How can we help save trees? Use a small amount of paper towels after you wash your hands at school. Collect construction paper scraps after craft time to use on another project. You will be amazed at how excited the children are to learn about caring for the environment. ○ Some schools and towns encourage “Service Learning”. Service Learning gives students (and families) an opportunity to learn about a topic while doing a service for the community. For example, learning about recycling and setting up recycling station or discussing energy conservation and sharing ideas for conserving at school and home. • Cloud gazing – go outside on a day when the sky is filled with Cumulus Clouds (puffy or cotton like clouds) <ul style="list-style-type: none"> ○ Encourage families to look for shapes (animals, letters, objects, etc.) in the clouds. Model cloud gazing for them and share what you see. ○ Play a game calling out the shapes you see and see if other families can find/identify them. For example, “I see a dragon.” “I see the letter C.” “I see Winnie the Pooh!”
<p>Literacy Craft:</p>	<ul style="list-style-type: none"> • Lupine Pots! <ul style="list-style-type: none"> ○ Paint small clay pots (can be found at discount stores) using colors from <i>Miss Rumphius</i>. ○ Plant seeds in the pots (Lupine or other kinds) • Paint the Sky! <ul style="list-style-type: none"> ○ As a little girl, Alice paints the “skies” for her grandfather who is an artist. ○ Give each child a long sheet of paper. Provide them with blue and white paint. Have them paint the sky. If you have already gone “cloud gazing” (Science section), encourage them to be creative with their “clouds”. ○ Add to the cloud activity or do this as a separate craft: Create clouds with cotton balls. Children will love to tear and form the cotton into their “clouds”. Dip the cotton into white glue and paste to blue construction paper. • Shell and Sand Jars! <ul style="list-style-type: none"> ○ Alice visits many places as an adult. One of her most memorable is a tropical island where she meets the Bapa Raja. ○ Give each child a small canning jar (or a jar you have recycled). Provide them with sand (regular or colored) and shells. (If families collect shells, encourage them to bring some from their personal collection to the playgroup)

	<ul style="list-style-type: none"> ○ Children layer the sand and shells in a pattern. Screw jar lid on tightly. ○ Encourage parents to collect sand and shells the next time they visit the beach to make memory jars. They can label the outside of the jar with the date or place they visited.
<i>Parent Education:</i>	<ul style="list-style-type: none"> ● Children who talk about their dreams and goals are more likely to achieve them. The dreams/goals stay present and they begin to incorporate them into their home and school life. ● Encourage parents to ask their children what they dream about, where they would like to travel, what they want to do when they are “all grown up.” ● Parents may want to record their child’s answers, so that their child can read them at a future time. ● Encourage parents to make “Affirmation Collage Posters” about their dreams and goals. Explain to parents what affirmations are and what a collage is. If possible, complete (or start) this activity during a Parent Education Class. <ul style="list-style-type: none"> ○ You will need: <ul style="list-style-type: none"> ● Magazines, small poster size paper, glitter, stickers, markers, colored pencils. ● Parents create a poster that shows their interests, best parent skills, hopes, dreams. Encourage parents to think about what they LIKE about themselves. ● Cut out items, such as words, phrases and pictures from magazines. (For example, “smart” “determined”) Collage the items on the poster paper and decorate using markers or colored pencils. ● If possible, laminate the posters for the parents. Encourage them to post their collage where they can see it daily.
<i>Snack:</i>	<ul style="list-style-type: none"> ● Tea Party with Coconut Milk! <ul style="list-style-type: none"> ○ In one of the last pictures of the story, The Lupine Lady has the children gathered in her living room. They are drinking from tea cups and eating cookies (chocolate chip? raisin?) ○ Share “tea” (coconut milk from the Bapa Raja, milk, juice or water) and cookies with families. ○ Make up stories of “faraway places”.



Parent and Child Together Time Ideas


Miss Rumphius by Barbara Cooney

READ THE BOOK:

- ❖ Ask to borrow *Miss Rumphius* and read it 3-4 times over a week. What does your child notice each time you read it together? There is so much to talk about! (dreams, goals, planting flowers, traveling to faraway places)
- ❖ Ask your child what their favorite picture is? Why? Then, let them lead the conversation.
- ❖ Encourage them to ask YOU questions about the story.
- ❖ Share with your child dreams and goals you had when you were a child and dreams and goals you have now. Ask your child what their BIG dreams are.

CLOUD GAZING:

- ❖ Go outside on a day when the sky is filled with Cumulus Clouds (puffy or cotton like clouds)
- ❖ Look for shapes (animals, letters, objects etc.) in the clouds and share what you see.
- ❖ Play a game. Call out the shapes you see and have your child try to find them. For example, "I see a dragon." "I see the letter C." "I see Winnie the Pooh!"
- ❖ Take turns calling out shapes.



RECYCLING STATION:

- ❖ Talk with your child about how to make the world beautiful and what recycling means.
- ❖ Talk about ways you can recycle and start a recycle box or carton at your house or in your child's room.
- ❖ Take a small to medium size box. Let your child decorate the box with stickers and crayons/markers.
- ❖ Place in your child's room or a hallway - start recycling!
- ❖ You may want to visit your local recycle station to obtain a recycle carton. Encourage your child to ask questions during the visit about what they can and can not recycle.

MEMORY JARS:

- ❖ You may have done this during playgroup by making "Shell and Sand Jars" to remember Alice's visit to the Bapa Raja
- ❖ Take a small to medium size jar (one you recycle or a canning jar)
- ❖ Place objects from a place you have visited with your child, such as
 - The beach - sand and shells
 - Nature walk - rocks/pebbles, twigs
- ❖ Layer your "memories" in an interesting way. Label the outside of the jar with the name of the place and date you visited.



SING A SONG:

"Round the World with Ways to Say Hello" by Hap Palmer

Hola, hola, (OH-lah) says hello in Spanish

Hejsan, hejsan, (HEY-sun) that's the word in Swedish

Jambo, jambo, (JAHM-boh) says it in Swahili

'Round and 'round the world we go with ways to say hello

Bonjour, bonjour, (bohn-zhoor) says hello in French

Privet, privet, (preev-YET) that's the word in Russian

Ni hao, ni hao, (nee how) says it in Chinese

'Round and 'round the world we go with ways to say hello

There are oh, so, many friendly ways

Every language has a word or phrase

Shalom, shalom, (sha-lome) says hello in Hebrew

Salaam, salaam in (sah-lahm) Arabic and Persian

Annyong , annyong, (ahn-yohng) says it in Korean

'Round and 'round the world we go with ways to say hello

Konnichiwa, konnichiwa, (Ko-nee-chee-wa) says hello in Japanese

Sawubona, sawubona, (saw-oo-BOH-nah) that's the word in Zulu

Prijatno, prijatno, (pree-yat-no) says it in Macedonian

'Round and 'round the world we go with ways to say hello

There are oh, so, many friendly ways

Every language has a word or phrase

Namaste, namaste, (nah-MUS-stay) says hello in Hindi

Dzien dobry, dzien dobry, (JEEN-do-bri) that's the word in Polish

Aloha, aloha, says it in Hawaiian

'Round and 'round the world we go with ways to say hello

(songsforteaching.com 2011)



This Explorer Bag Contains the Following:

- Reading Tips & Developmental Information For Your Five Year Old
- Parent and Child Together Time (PACT) Idea Sheet
- Supplies You Will Need For PACT Ideas:
 - Small to Medium Size Box
 - Crayons/Markers, Stickers
 - Small to Medium Size Jar
- Journal Activity Sheet



JOURNAL - *Miss Rumphius* by Barbara Cooney

What did you like about the book *Miss Rumphius*? What do you think your child's favorite part was?

1. If you could travel anywhere in the world, where would you go? Why?

2. What book (only one) would you take with you? Why?

What PACT activity did you do with your child? What went well? What didn't go so well?

I'll write back to you here...

LITERACY EXPLORER KITS 2011

References

Armbruster, Lehr, and Osborn (2006), *A Child Becomes a Reader*, National Institute for Literacy, RMC Research Corporation, Portsmouth, NH

Blackwell, Wendy Camilla (2009), *Family Literacy Projects on a Budget*, The National Children's Museum, Washington DC

Blueberries for Sal Lesson Plan (n.d.), from scholastic.com, retrieved August 3, 2011 from <http://www2.scholastic.com/browse/collateral.jsp?id=31948>

Brown, Ron (n.d.), "Echo Game" from songsforteaching.com, retrieved August 3, 2011 from <http://www.songsforteaching.com/intellitunes/echogame.htm>

Development milestones record 12 months (11/2/10), from nlm.nih.gov, retrieved August 7, 2011 from <http://www.nlm.nih.gov/medlineplus/ency/article/002005.htm>

Frost, Shelly (n.d.), Pond Life Science Activities from ehow.com retrieved August 5, 2011 from http://www.ehow.com/way_5489028_pond-life-science-activities.html

How to Make Shadow Animals With Fingers (n.d.), from ehow.com retrieved July 24, 2011 from http://www.ehow.com/how_2090347_make-shadow-animals-fingers.html

Kuffner, Trish (1999), *The Toddler Busy Book*, Meadow Brook Press, Minnetonka, Minnesota

Leuenberger, Constance (2007), "Gone Blueberry Pickin'," *Teaching Early Math Skills With Favorite Picture Books*, from Scholastic Teaching Resources, retrieved August 3, 2011 from http://www2.scholastic.com/content/collateral_resources/pdf/b/Blueberries.pdf

Manoloson, Ward, and Dodington (2007), *You Make The Difference*, The Hanen Centre Toronto, ON Canada

Murkhoff, Heidi, (n.d.), *Reading to Toddlers* from whattoexpect.com retrieved August 4, 2011 from <http://www.whattoexpect.com/toddler/ask-heidi/reading-to-toddler.aspx>

Murkhoff, Heidi (n.d.), *Why Toddlers Ask Why* from whattoexpect.com retrieved August 3, 2011 from <http://www.whattoexpect.com/toddler/ask-heidi/why-why-why.aspx>

National Center for Family Literacy and Snuggle (2002), *Reading Through The Years*, Gruner+Jahr Publishing, USA

National Center for Family Literacy (2009), *What Works – An Introductory Teacher Guide for Early Language and Emergent Literacy Instruction*, Based on the National Early Literacy Panel Report, Louisville, KY

Palmer, Hap (n.d.), “Round The World With Ways To Say Hello” from songsforteaching.com, retrieved August 4, 2011 from <http://www.songsforteaching.com/happalmer/roundtheworldwithwaystosayhello.htm> 2011

Reading to Your Baby (n.d.), from babycenter.com retrieved August 4, 2011 from http://www.babycenter.com/0_reading-to-your-baby_368.bc

Springvale Public Library, *Baby Rhyme Time* (2011), Springvale, Maine

Warren, Jean (n.d.), “A Camping We Will Go” from preschooexpress.com retrieved July 20, 2011 from http://preschooexpress.com/theme_station06/aug06_camping.shtml

Your 4-Month-Old’s Development: Week 1 (n.d.), from babycenter.com retrieved August 4, 2011 from http://www.babycenter.com/0_your-4-month-olds-development-week-1_1477216.bc#articlesection3

Your Toddler’s Language-Development Explosion from whattoexpect.com retrieved August 5, 2011 from <http://www.whattoexpect.com/toddler-development/toddler-language.aspx>

Resources

American Academy of Pediatrics

www.healthychildren.org

Baby Center

www.babycenter.com

Candlewick Press, Raising Readers

Publisher Activity Sheets for *A Visitor for Bear* by Bonny Becker and *Bob* by Tracey Campbell Pearson

Everything Preschool – Early Childhood Education Made Easy

www.everythingpreschool.com

Medline Plus

www.nlm.nih.gov

Scholastic

www.scholastic.com

Songs for Teaching

www.songsforteaching.com

The Perpetual Preschool

www.perpetualpreschool.com

What To Expect

www.whattoexpect.com