

© TC Pearson 2002

Bob Scarfed



BUGGY BOB CROWN



In addition to the rooster and bug patterns, you will need:


- *Crayons or markers...glitter is fun for the bugs!
- *Strips of poster board about 2" wide and long enough to fit a child's head.
- *Pipe cleaners: 1 per bug.
- *Tape and/or stapler and scissors.

Color the rooster and bugs and cut them out. Attach the rooster to the strip.


Wrap the pipe cleaners around a pencil to make a squiggle. Attach each bug to the crown, taping the pipe cleaner to the bug and the crown.



Fit the crown to the child's head and watch the bugs wiggle on the squiggles!




For more activities, recipes, patterns and ideas... check out the activities section of the web site at www.traceycampbellpearson.com



© 2003 T.C. Pearson



Bob Rooster Mask



In addition to the mask patterns you will need:

*Construction paper/cardstock. White if you want to color them, yellow or orange for the beak and red or orange for the comb. Or...you can use any color you want. Get silly - have fun! Bob can be black with white spots or purple with pink spots or make a rainbow rooster.

*Crayons, markers, glitter, feathers or anything you imagine for your mask...remember there are no rights or wrongs for this!

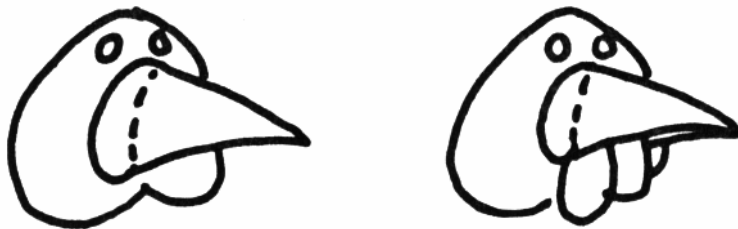
*Scissors, stapler and/or tape.

*Paint sticks or yarn

Copy all pattern pieces. For each mask, cut out one face (**including the eyeholes) and two wattles.



Cut the beak with line "a" on the fold. Then fold back each side on line "b" and tape to the face just below the eyes. Tape the wattles on the inside edges of the beak.



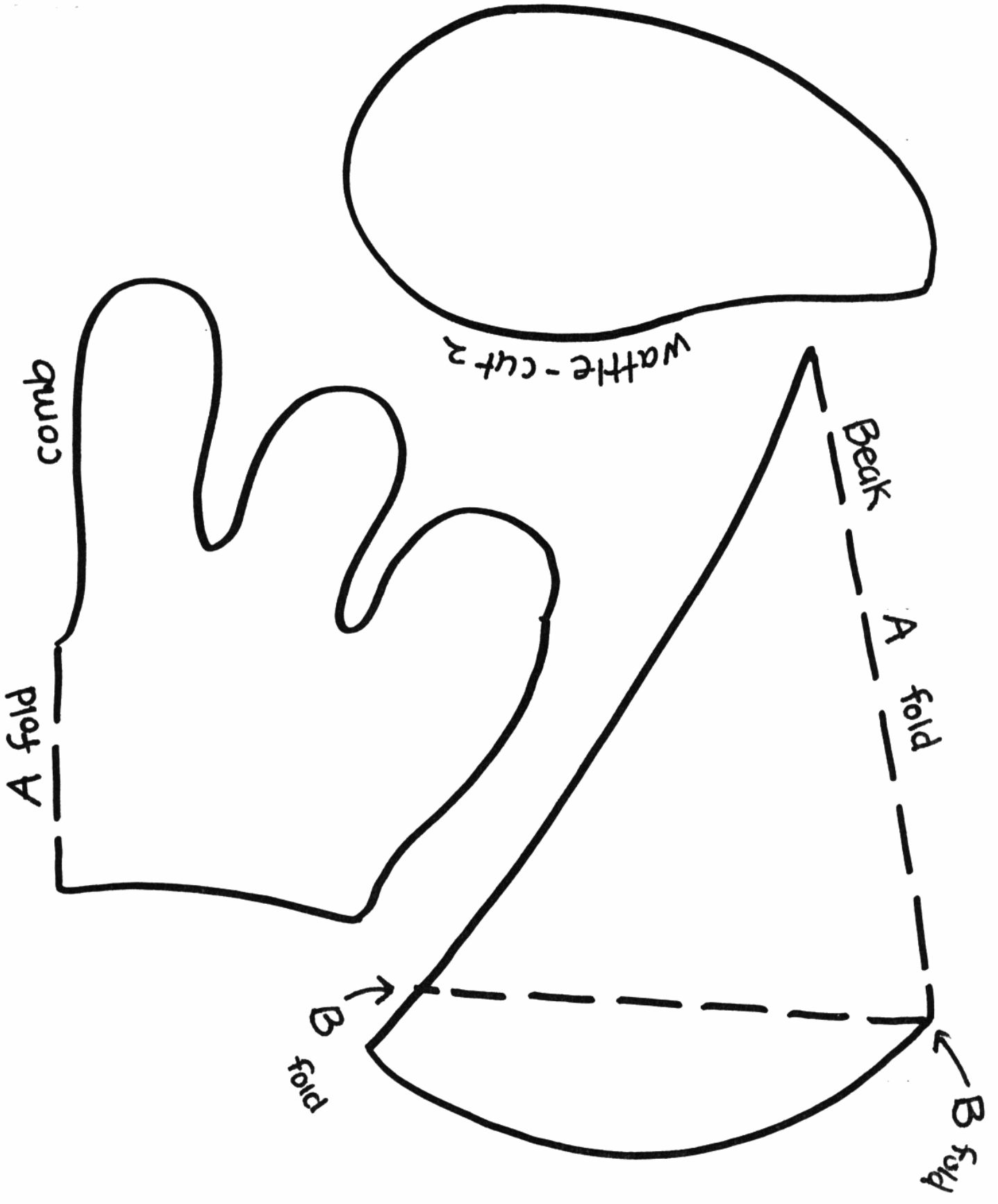
Cut a comb with line "a" on the fold. Accordion fold so the shortest pieces are to the front and the longest pieces are on the back. Then it is best to staple this to the top of the mask.

Attach the mask to a paint stick or add yarn ties on either side to tie in the back.

Enjoy!!



**For younger children it is a good idea for an adult cut out the eyeholes on the face then let the children do the rest.



Bob Face

